
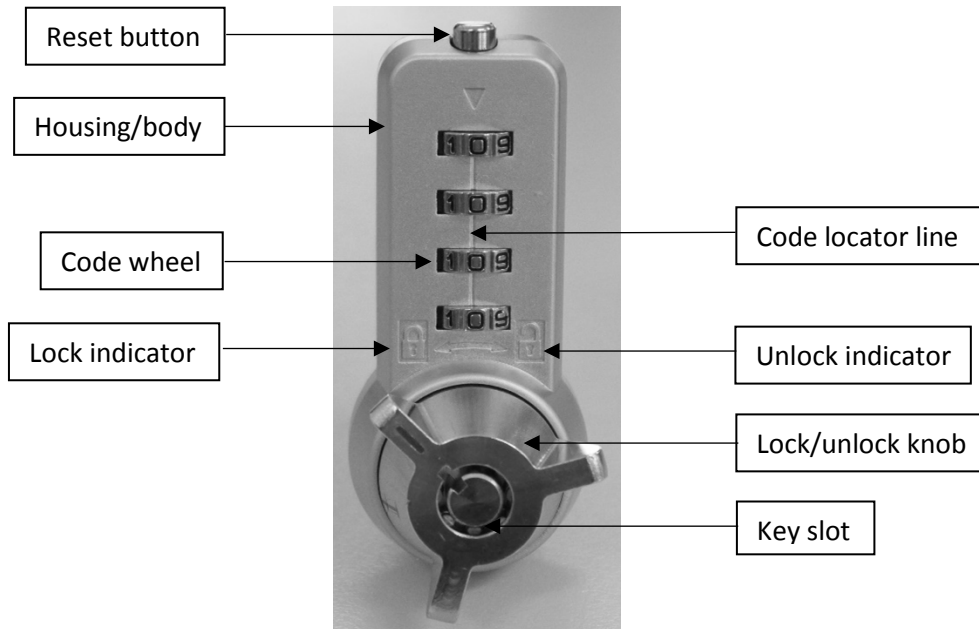


Instructions for Combination Cam Lock with Key Override




Note: Two versions of the lock/unlock knob are manufactured →
– all parts and operation are the same




Factory Default Code: 0 0 0 0



Resetting the Code

1. Turn knob to locked position 
2. Turn code wheels to correct code
3. Push down and hold the Reset button
4. Rotate the combination wheels to your chosen code. Remember your code.
5. Release the Reset button
6. Turn the knob to unlock 
7. Close the door, turn the knob to lock , and scramble the code wheels

How to unlock and retrieve code if you forget the combination

1. Insert the override key into the key slot and turn knob to unlock position 
2. Open the door
3. Remove any cover over the rear of the lock
4. Insert the code needle into a combination-discover hole
5. Turn the code wheel until it stops
6. Repeat for the other 3 holes
7. Check that the knob can be locked/unlocked
8. Note the code, then follow the reset instructions above



Code needle



Combination
-discover
holes